

TRINIDAD AND TOBAGO.

**Council Paper No. 65 of 1926.**

---

## MINES DEPARTMENT.

Administration Report of the Inspector of Mines for the year 1925.

---

*Circulated for information. To be laid before the  
Legislative Council.*

---

*Previous Council Paper No. 61 of 1925.*

*Registered No. of Correspondence relating to the subject—M.P. No. 4317/1926.*

TRINIDAD:  
PRINTED BY THE GOVERNMENT PRINTER,  
GOVERNMENT PRINTING OFFICE.

1926.

[Price 2/-.]

## MINES DEPARTMENT.

## Administration Report of the Inspector of Mines for the year 1925.

Council Paper No. 65 of 1926.

M.P. No. 4317/1926.

HONOURABLE COLONIAL SECRETARY.

I have the honour to submit, for the information of His Excellency the Governor, the following report on the work of the Mines Department for the year 1925.

**THE PETROLEUM INDUSTRY.**

2. I am glad to be able to report that for the sixth year in succession there has been a considerable increase in the production of crude oil as compared with the previous year. The production in 1925 was the largest yet known, being 329,895 barrels more than in 1924.

For some time past owing to the financial conditions existing through the world, drilling in the Colony has been almost entirely confined to the existing fields rather than to the proving of new areas. Towards the close of the year it was apparent, that in the near future, there would be a considerable amount of activity in the development of new areas. At the time of writing operations are in progress in a number of new fields which I hope will prove productive and will thus add to the petroleum reserves of the Colony.

3. The shipping depots mentioned in my last report remain the same, viz. :—

Claxton Bay	..	..	Trinidad Central Oilfields, Limited.
Pointe-a-Pierre	..	..	Trinidad Leaseholds, Limited.
Brighton	..	..	Trinidad Lake Petroleum Company, Ltd.
Point Fortin	..	..	United British Refineries, Limited.

Each of these companies also possesses facilities for the refining of crude oil.

4. The exports of petroleum products show a considerable increase compared with last year, the figures being 126,000,000 gallons as against 113,000,000 for the year 1924.

The exports of petroleum products were again greater in value than the products of any other industry and formed over 33 per cent. of the total exports of the Colony. Ten years ago, in 1915, the value of petroleum products exported was £67,345 and formed less than 3 per cent. of the total exports. The major portion of the export trade is in the form of oil fuel of which a large part is shipped to the Admiralty under contract.

The value of exports of the leading staples of the Colony and their relation to the total exports of the Colony is shewn in the following table :—

			<i>Value.</i>	<i>Percentage of total.</i>
Petroleum products	..	..	1,560,579	33.4
Cocoa	..	..	1,257,255	26.9
Sugar, Molasses and Rum	..	..	1,127,459	24.1
Asphalt	..	..	360,062	7.7
Coconuts and Copra	..	..	177,077	3.8
Other exports not enumerated	..	..	194,716	4.1
Total domestic exports,	..	..	4,482,432	100 per cent.

5. The following table will show the number of feet drilled and the quantity of oil produced during 1925 as compared with the years 1923 and 1924 :—

	YEAR ENDED 31ST DECEMBER, 1923.		YEAR ENDED 31ST DECEMBER, 1924.		YEAR ENDED 31ST DECEMBER, 1925.	
	<i>Feet drilled.</i>	<i>Oil won Brls. of 35 galls.</i>	<i>Feet drilled.</i>	<i>Oil won Brls. of 35 galls.</i>	<i>Feet drilled</i>	<i>Oil won Brls of 35 galls.</i>
Crown Lands	87,148	1,910,547	97,039	2,486,269	105,631	2,877,437
Private Lands	58,653	1,140,325	54,853	1,570,343	63,522	1,509,070
	145,801	3,050,872	151,892	4,056,612	169,153	4,386,507

6. The total number of wells drilled in the Colony to 31st December, 1925, is 1,027 of which 658 are on Crown Lands. During the year under review 99 new wells were drilled, of which 62 were on Crown Lands and 37 on private lands, a decrease of 11 compared with 1924. In 65 of these wells oil was struck.

7. The number of companies engaged in the winning of oil at the close of the year was 19 as against 16 at the end of 1924.

8. ROYALTY.—The royalty collected in respect of oil won from Crown Lands shewed a very large increase over that during 1924, the figures being £40,099 9s. 4d. compared with £31,006 6s. 11d. during 1924. How rapidly the revenue from this source is increasing will be seen from Appendix D (I).

9. WAYLEAVES.—The revenue obtained from wayleaves in respect of pipe lines along the Trinidad Government Railway and the public roads of the Colony has also shewn an increase. The amounts for the years 1924 and 1925 are as follows :—

	<i>Trinidad Government Railway.</i>	<i>Roads.</i>
1924 ..	.. £6,550 10s. 5d.	£2,740 9s. 8d.
1925 ..	.. £7,736 2s. 6d.	£3,165 2s. 1d.

10. FEES.—Fees charged for crossing the foreshore, the railway and the public roads amounted to £67.

11. The following leases and licenses were issued during the year :—

2 leases over 4,443 acres of Crown Lands and over 1,414 acres of lands the surface of which was alienated subsequent to 16th January, 1902.

2 prospecting licenses over 19,667 acres of Crown Lands and over 4,598 acres of land the surface of which was alienated subsequent to 16th January, 1902.

1 exploration license over 2,000 acres of Crown Lands.

In addition to the above an agreement for leases was entered into between the Petroleum Development Company, Limited, and the Kern Trinidad Oilfields, Limited.

12. RETURNS.—The various returns required to be furnished by the oil companies have been regularly submitted and after being carefully checked filed with the records of the department.

13. INSPECTIONS.—A large number of inspections have been carried out by the officers of the department in connection with the various operations taking place on the fields, and I have much pleasure in reporting that the Managers co-operate with this department in endeavouring to carry out the provisions of the Ordinances and Regulations.

14. SAN FERNANDO BRANCH OF THE DEPARTMENT.—The work of this branch, as mentioned in my last report, has continued during the whole of the period under review.

**PREVENTION OF ACCIDENTS ORDINANCE, CAP. 157.**

15. During the period under review 92 factories in Trinidad and 17 in Tobago were worked. Taking the factories as a whole the owners and managers co-operate satisfactorily with the department in ensuring safety to the workmen in their employment.

**QUARRIES.**

16. The number of quarries worked during the period under review was 75 as compared with 70 in 1924. From inspections which have been made they have, in most cases, been found to have been worked in a careful manner, but, with few exceptions, they are relatively unimportant.

**PETROLEUM ORDINANCE, CAP. 145.**

17. The premises in which the various products of petroleum are stored have been carefully inspected, and it is satisfactory to note that as a rule great care has been taken to ensure safety.

**ASPHALT INDUSTRY ORDINANCE, CAP. 147.**

18. No asphalt has been dug on the village lots at La Brea since 1914.

**APPENDICES.**

19. Appendix A shews the list of oil companies operating in the Colony during the year 1925.

20. In Appendix B will be found the daily average number of persons employed in oilfields and quarries and the quantity and value of minerals obtained during the period under review.

21. A comparative statement of the oil produced, refined and exported is shewn in Appendix C.

22. Appendix D consists of a series of charts depicting in graphical form the progress made in various industries during the past few years.

**STAFF.**

23. The only addition to the permanent staff of the department has been to recreate the post of Draughtsman formerly in existence before the amalgamation of the Lands and Mines Departments in 1921. Mr. A. B. A. Spence was appointed to the post as from 1st January, 1925.

I have the greatest pleasure in recording the very able and loyal assistance I have received from the members of the staff.

A. P. CATHERALL,

*Inspector of Mines.*

26th May, 1926.

**APPENDIX A.**

No.	Companies.	Nature of tenure of lands on which operations took place.		Disposal of oil.	Remarks.
1	Trinidad Leaseholds, Limited .. ..	Crown lands under lease Private lands.	Fyzabad, Barrackpore Guayaguayare. Barrackpore.	Pumped to the Company's refinery at Pointe-a-Pierre, and there refined. Most of the production is exported in bulk	Largest producing company in the Colony. Large purchases of crude oil from other companies are made and refined at Pointe-a-Pierre. Great activity has been shown during the past year and the field on Crown lands greatly extended. Toward the close of the year preparations were being made to continue further drilling at Guayaguayare.
2	United British West Indies Petroleum Syndicate, Limited	Crown lands under lease	Los Bajos	Sold to United British Refineries, Limited	No drilling except at Los Bajos.
3	United British Oilfields of Trinidad, Limited .. ..	Crown lands under lease Private lands	Point Fortin, Morne L'Enfer Reserve. Point Fortin.	Sold to United British Refineries, Limited	Drilling continued on Crown lands in the Parry lands area.
4	Trinidad Central Oilfields, Limited .. ..	Crown lands under lease	Tabaquite, Mayaro, Guapo.	Exported .. ..	Drilling was continued on the Tabaquite area with fair success. A number of wells were drilled in other districts but no great production was obtained.
5	Trinidad Lake Petroleum Company, Limited	Private lands	Brighton ..	The bulk of the production is exported to the United States of America.	Producing only.
6	Petroleum Development Company, Limited .. ..	Crown lands under lease	Morne L'Enfer Forest Reserve.	Sold to Trinidad Lake Petroleum Company, Limited	Drilling on Crown lands near the Pitch Lake with very satisfactory results.
7	Apex (Trinidad) Oilfields, Limited .. ..	Crown lands under lease and private lands	Fyzabad ..	Sold to Trinidad Leaseholds, Limited	Second largest producing Company in the Colony. Very active drilling programme has been undertaken and the field largely extended.
8	Kern Trinidad Oilfields, Limited .. ..	Private lands .. Crown lands under lease	Guapo, Rousillac La Brea.	Sold to United British Refineries, Limited	Development of Perseverance Estate, Guapo continued during the whole of the year. Drilling continued on the Boodoosingh Estate near La Brea and operations were commenced on Crown lands near Guapo. A satisfactory production was obtained.
9	General Petroleum Company of Trinidad, Limited	Private lands	Fyzabad, Penal and San Francique	Sold to United British Refineries, Limited	Drilling was continued on the Fyzabad field and a fair production obtained.
10	Trinidad Petroleum Development Company, Ltd.	Private lands ..	San Fernando.	Sold to Trinidad Leaseholds, Limited	Drilling operations were recommenced. One new well was sunk and a small production obtained.
11	Trinidad Freeholds, Limited .. ..	Private lands	Fyzabad.	.. Sold to Trinidad Leaseholds, Ltd.	Producing only.
12	Petroleum Options, Limited .. ..	Private lands.	Fyzabad.	.. Sold to Trinidad Leaseholds, Ltd.	Drilled two wells and produced from two others.
13	Trinidad Friendship Petroleum Company, Ltd. .. ..	Private lands	Fyzabad.	.. Sold to Trinidad Leaseholds, Ltd.	Drilled one well and produced from one other.
14	British Controlled Oilfields, Limited .. ..	Crown lands under Prospecting Licence	Oropuche ..	.. Sold to Trinidad Leaseholds, Ltd.	Continued drilling during the year but only small production obtained.
15	Trinidad Oil Producing and Refining Company, Limited	Private Lands.	Fyzabad.	.. Sold locally .. ..	Producing only.
16	Transvaal and Rhodesian Estates, Limited .. ..	Private lands.	Point Ligoure ..	.. Barrelled and sold locally .. ..	Producing only.
17	Collic's Palo Seco Oilfield .. ..	Crown lands under lease	Palo Seco ..	.. Sold to United British Refineries, Limited	Lands formerly held by Trinidad United Oilfields, Limited. Small production from existing wells.

## APPENDIX B.

Daily average number of persons employed in Oilfields and Quarries and the quantity and value of minerals obtained during the year ended 31st December, 1925.

Minerals.	Daily average number of persons employed.		Total.	Quantity.	Approximate value.*
	Males.	Females.			
Oil .. .. .	3,243	37	3,280	4,386,507 Barrels	£ 1,041,057
Asphalt .. .. .	996	10	1,006	201,107 Tons.	£ 125,692
Private Quarries (Limestone, Gravel, &c.) .. .. .	529	166	695	172,003 Tons.	£ 20,548
Government Quarries (Limestone, &c.) .. .. .	220	46	266	27,682 Tons.	£ 5,474

\*N.B.—The values in this column are those returned by owners and managers, and represent the value at the place of production.

## APPENDIX C.

Comparative statement of oil produced, refined and exported year by year since the inception of the Petroleum Industry in the Colony.

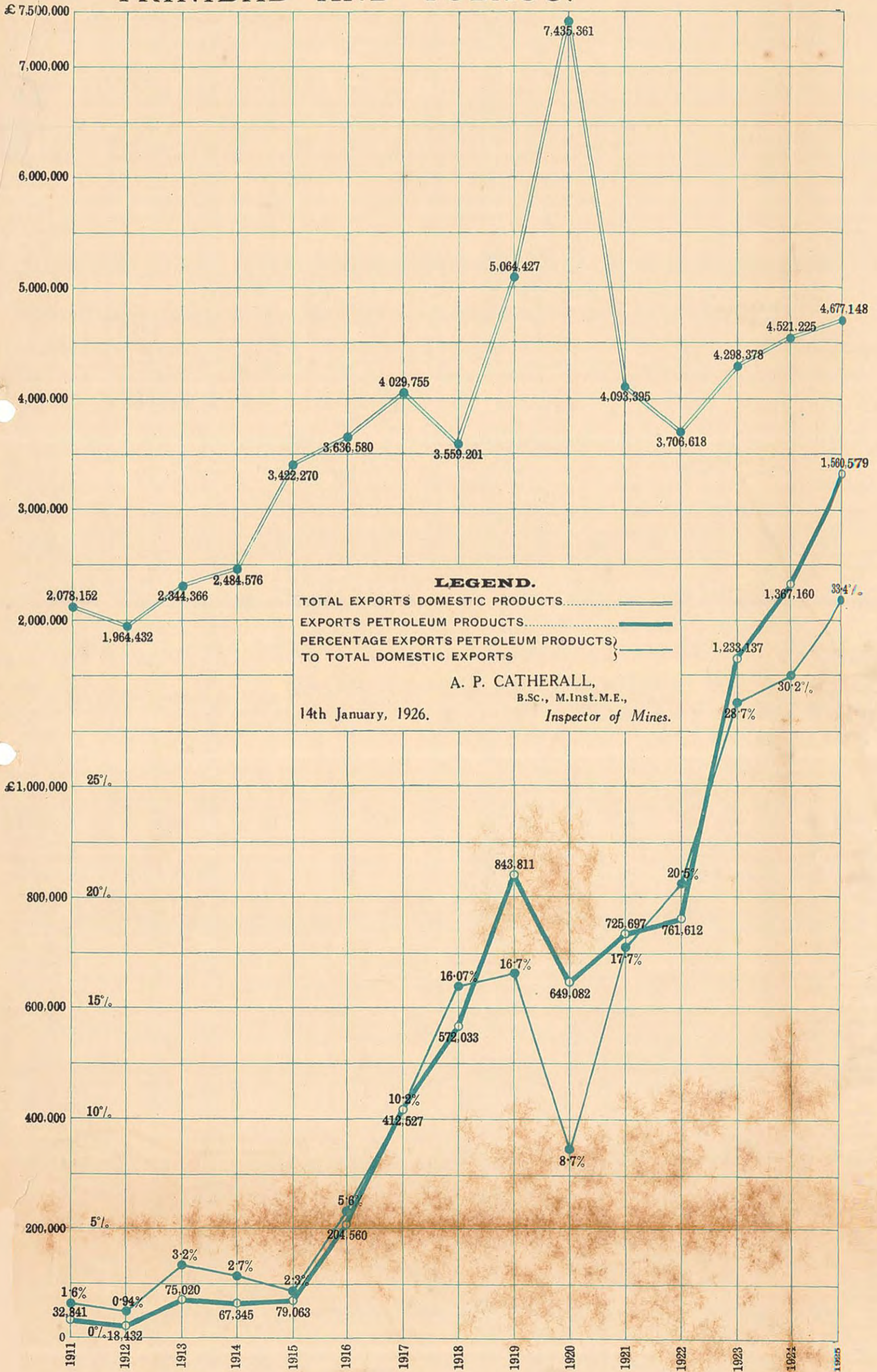
Year.	Production in barrels.	Quantity of Crude Oil refined in barrels.	Quantity of Crude oil and refined oil exported in barrels.
1905 to March 31st, 1910 .. .. .	10,541	..	..
1910-1911 .. .. .	125,112	..	..
1911-1912 .. .. .	285,307	Previous to 1912 to 1913 37,842	219,582
1912-1913 .. .. .	593,616	9,484	122,734
1913-1914 .. .. .	643,516	35,061	387,719
1914-1915 .. .. .	1,050,112	41,413	348,351
9 months ended December, 1915 .. .. .	671,125	58,437	408,188
1916 .. .. .	927,877	107,822	975,142
1917 .. .. .	1,602,312	505,002	1,079,369
1918 .. .. .	2,082,068	2,106,369	1,305,407
1919 .. .. .	1,841,047	1,149,943	1,406,264
1920 .. .. .	2,083,027	1,395,487	1,034,907
1921 .. .. .	2,354,160	1,806,016	1,223,346
1922 .. .. .	2,444,752	1,820,018	1,615,740
1923 .. .. .	3,050,872	2,360,279	2,432,470
1924 .. .. .	4,056,612	3,433,902	3,224,529
1925 .. .. .	4,386,507	3,790,343	3,606,608
	28,118,563	18,657,418	19,390,356

# TRINIDAD AND TOBAGO.

# EXPORTS OF LOCAL PRODUCE.



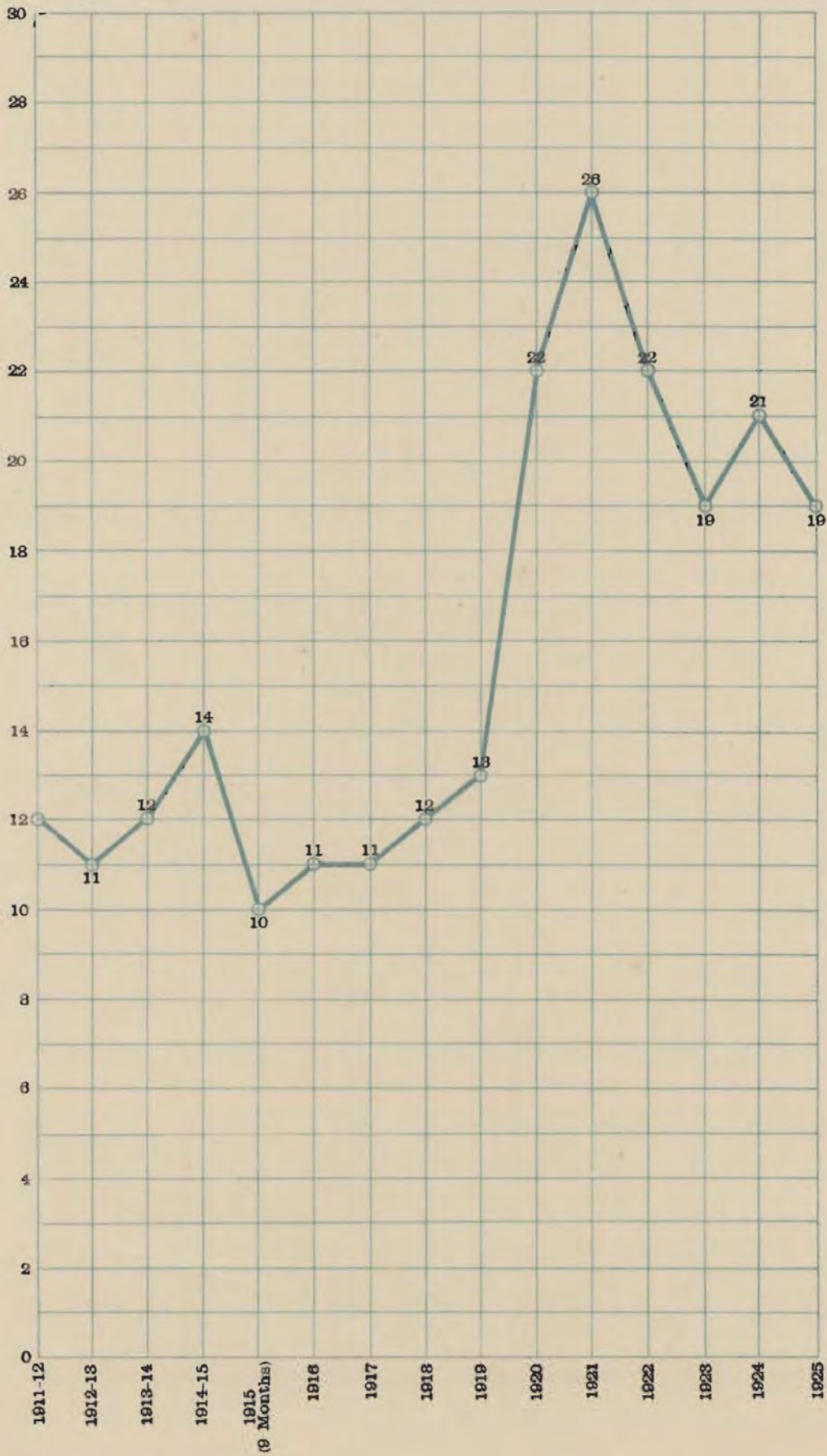
# TRINIDAD AND TOBAGO.





# C

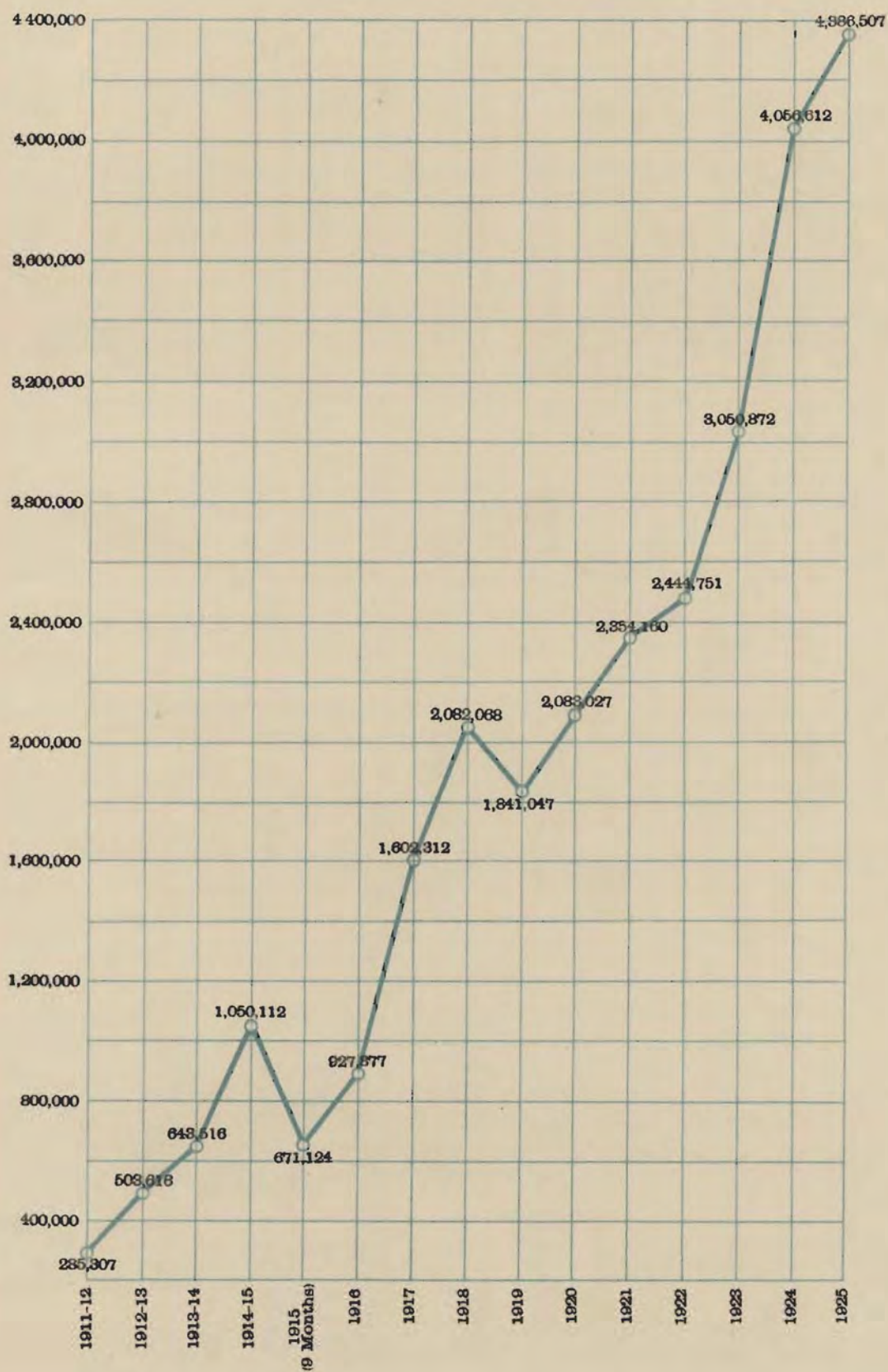
Curve showing the number of Oil Companies that have operated annually in the Colony from 1st April, 1911, to 31st December, 1925.



# D

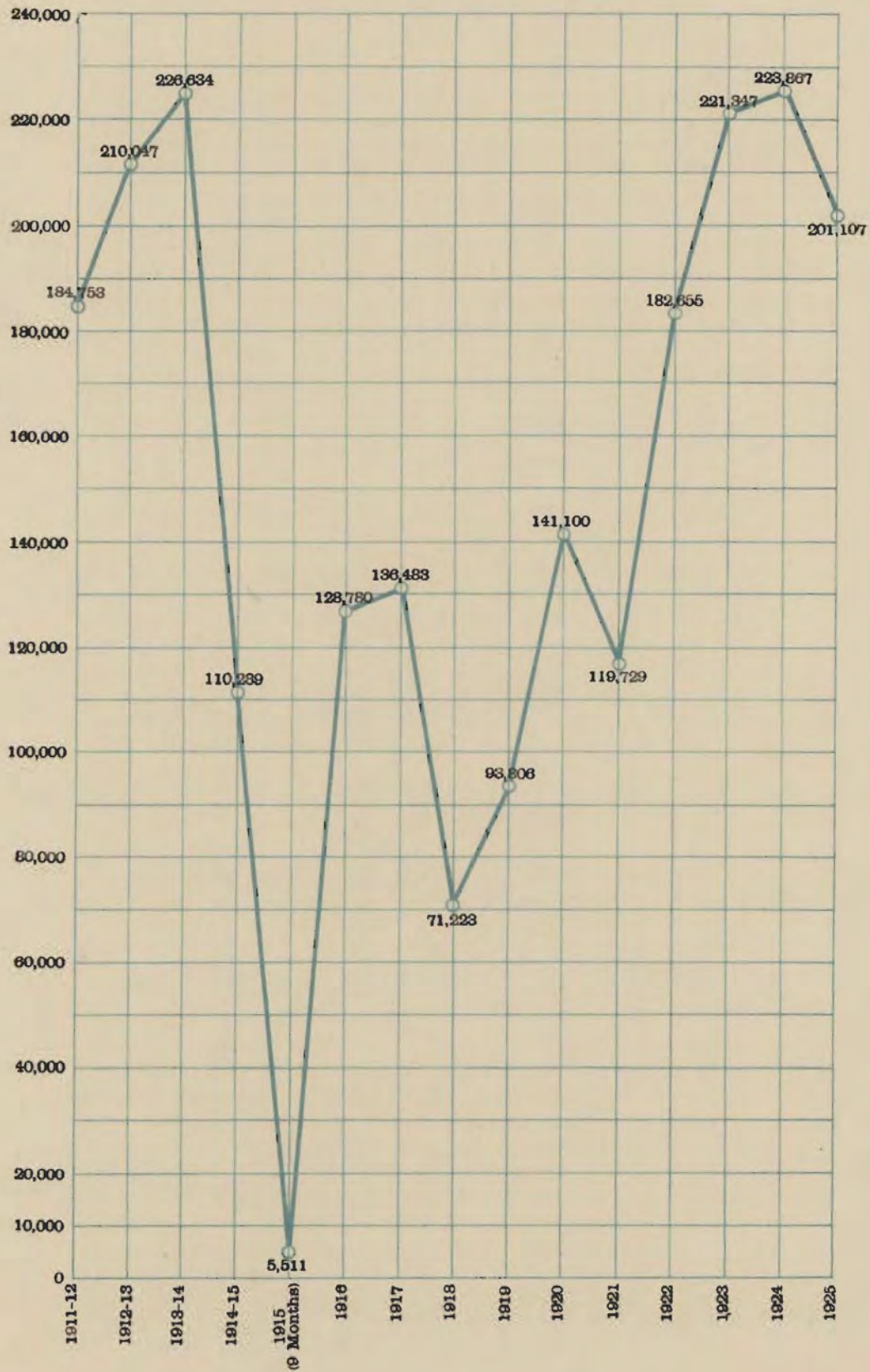
## TOTAL ANNUAL PRODUCTION OF CRUDE OIL IN BARRELS.

One barrel = 35 gallons.



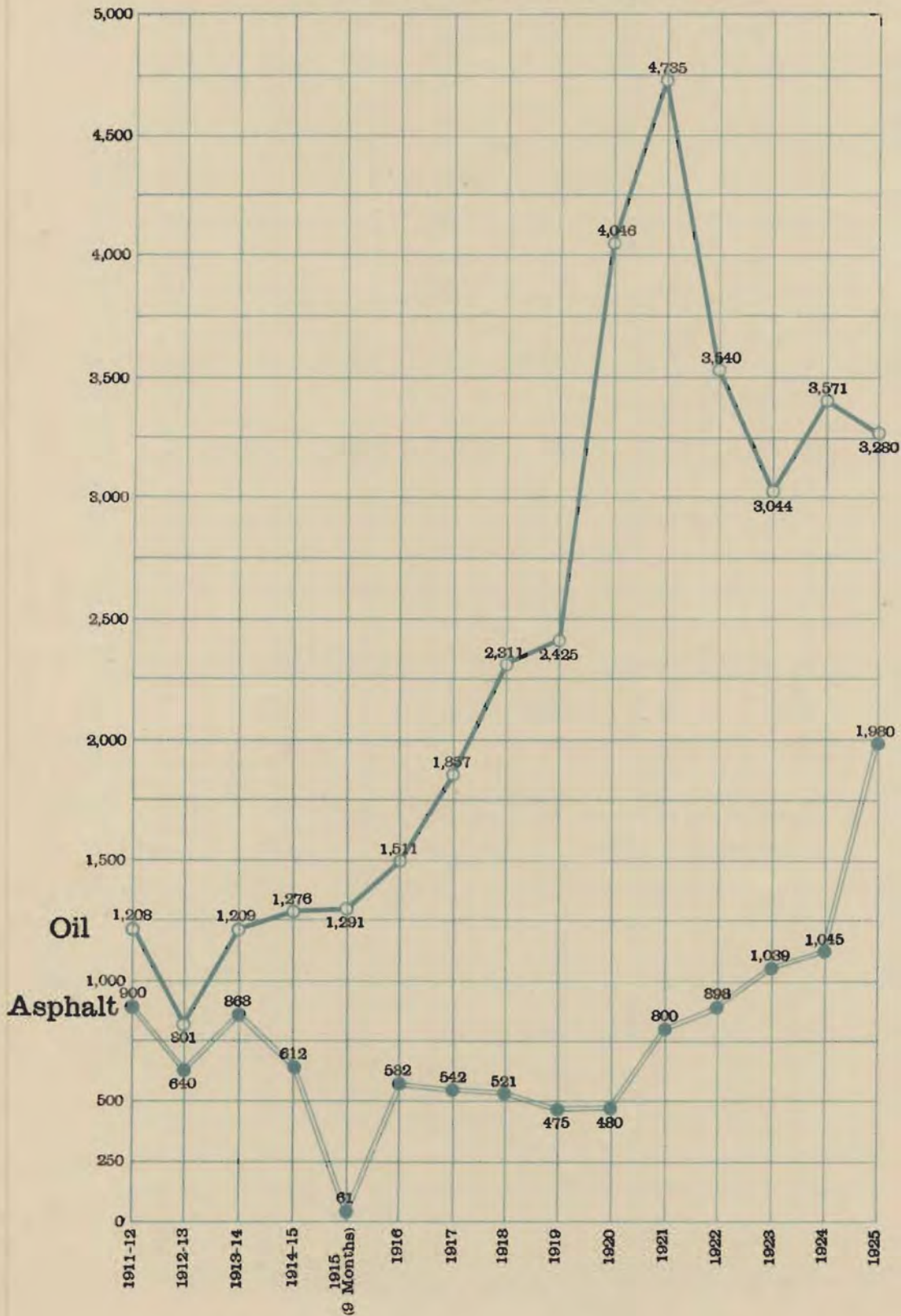
# E

Curve showing yearly output of Asphalt from the Colony in Tons from 1st April, 1911, to 31st December, 1925.



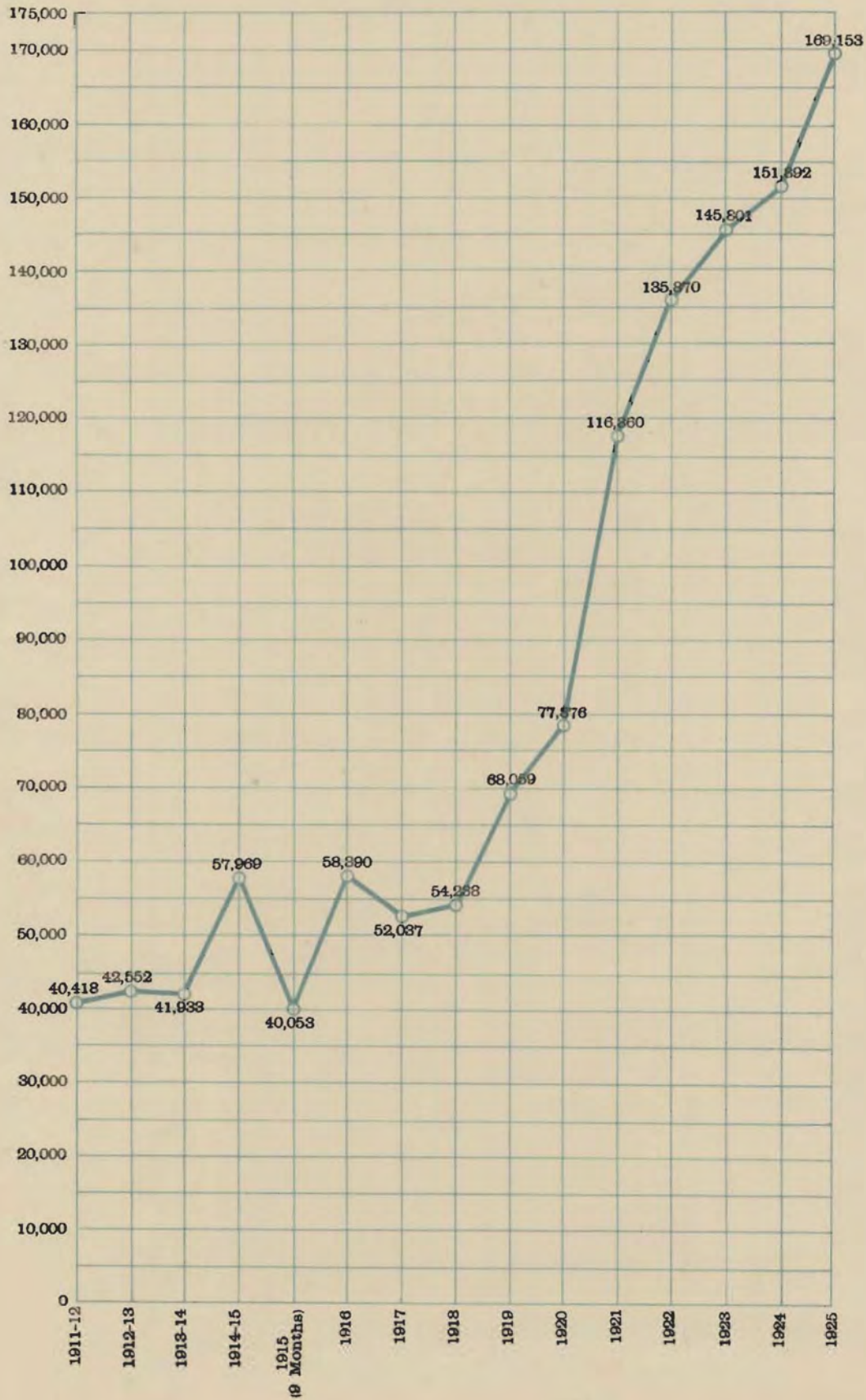
# F

Curve showing comparison of daily average number of persons employed in the Oil and Asphalt Industries of the Colony from 1st April, 1911, to 31st December, 1925.



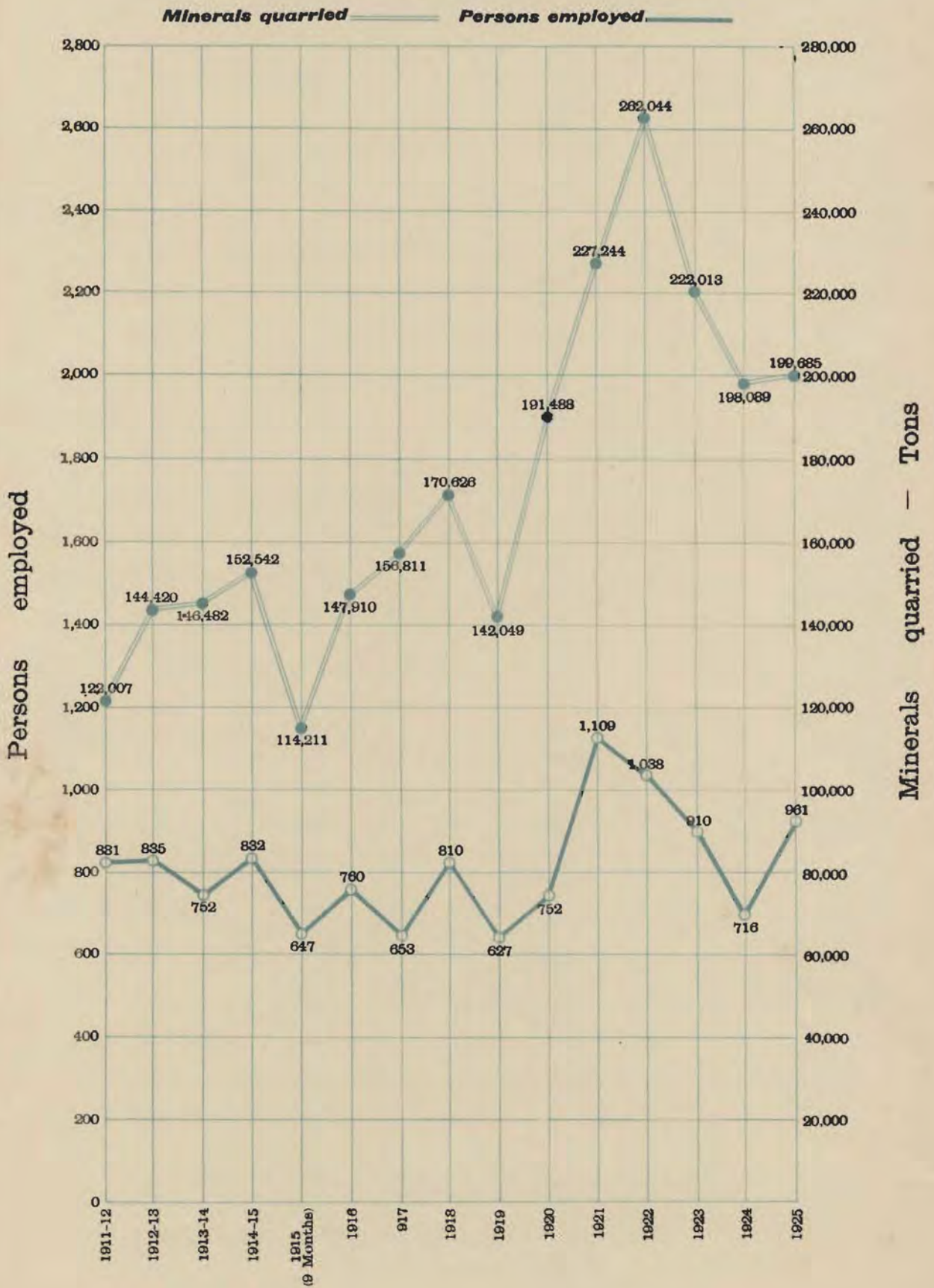
# G

Curve showing yearly total number of feet drilled in  
the Colony from 1st April, 1911,  
to 31st December, 1925.



# H

Curve showing the yearly total quantity of Minerals quarried and a comparison of the daily average number of persons employed in Quarries in the Colony from 1st April, 1911, to 31st December, 1925.



# ROYALTY AND WAYLEAVE.

